

## K - 1 Home Learning Guide

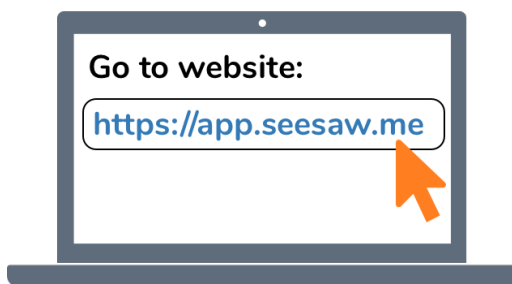
1. Go to <https://app.seesaw.me> on a computer.  
Or install the Seesaw **Class** App on the Apple Store or Android device.



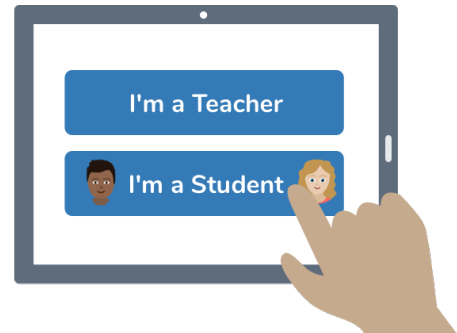
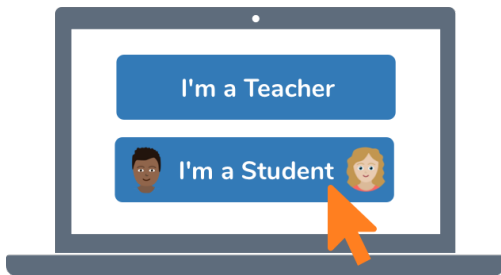
iOS Devices



Android Devices



2. Choose "I'm a Student".



3. Type in the letter code provided by the classroom teacher to access your Seesaw account: \*\*\*\* \*  
\*\*\*\* \*  
\*\*\*\* \*  
\*\*\*\* \*

Note: Kindergarten already have the access code to Seesaw. Year 1 teachers will contact families with the code on the first day of Learning from Home. In the meantime you can download the app from the app store for your device.

